



2010



	.....	2
	.....	3
	.....	4
1	.....	4
2	.....	4
3	.....	4
	.....	6
1	.....	6
2	.....	3

1

2010 1 1 2010 12 31

:

2

2010  
2010 12 10 12  
28 2011 1 7

2005  
" " — " "

2010 " "  
" " "



版尔八云

**1**

900

2009

30%

2004

1/3

2007 2

2015

60

353

4

34

2012

15

6.25

3

50

**2**

1

2008

"

"

" "

"

"

97%

2 " "

" "

3 " "

" "

3

1997

5

2001 12 18

6150

110

50

1997

353

2008 6 28,450 /  
9 2008 12 8650  
/ 70% 8000  
6000-7000  
5  
12000 / 2008 10 16  
4000

“ ”

7-9

**1**

20 80 353 6.7%  
1995  
63  
33

**2**

[2010]144 2010 8

**3**

1999 89 25  
2005 89 13  
13 32

				60	120
		89	5340	13	1800
	$\frac{2}{3}$		236 m <sup>2</sup>		
2					



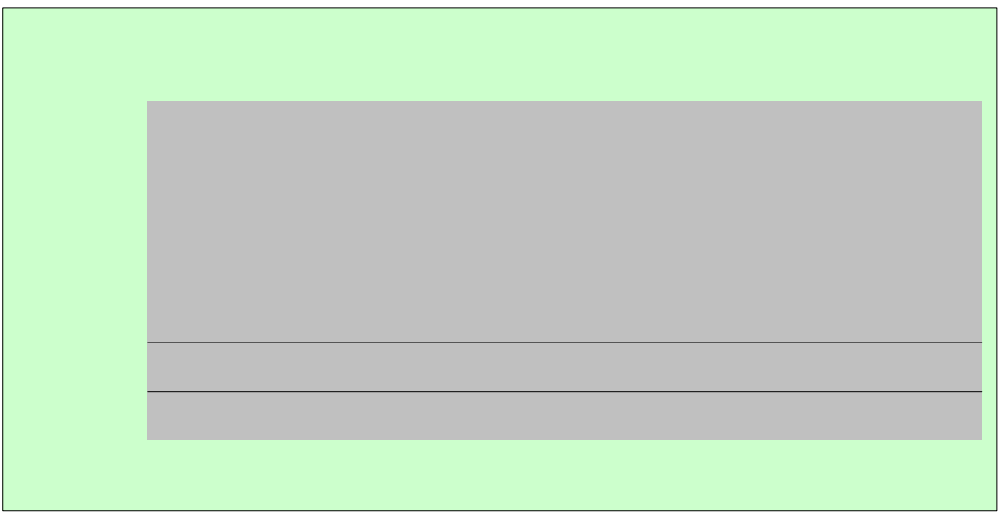
4

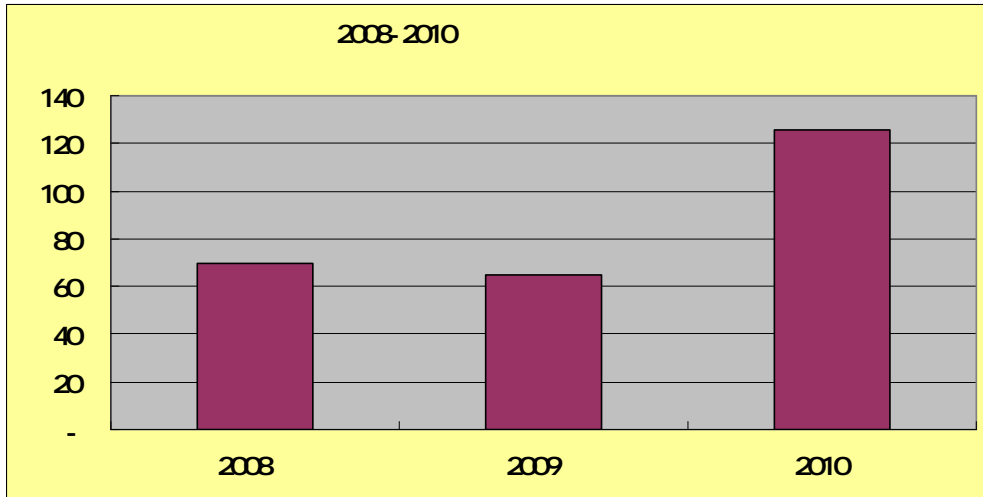
“ ”

“ ”

**1**

1





2

2009

4

2010

A

8

IPO

6

A

2010 12

17

500

12

27

5

2008

2010

50%

“

”

1

2010

7

59

1866

2010

188

2010

18

10

11

”

”

2



2010

121.66

4

OA

2010 8 16

2010 5 3

" . "

91

2010 3 6



2010 3 19-20



2010 4

“ ”

33






" "

1

2 " "

2009 " "

2010



3

ISO9001



	1000		100
<b>4</b>			2010
			53.71
		38.25	
<b>5</b>			
2010			
	10		

“ ”

**2**

2011

2010

**3**

**4**

**5**

2011 4 25