



.....	3
.....	4
.....	4
.....	4
.....	6
.....	7
.....	7
.....	7
.....	10
.....	11
.....	13
.....	14
.....	16
.....	18
.....	22
.....	23
.....	23
.....	26
.....	30
.....	33
.....	34
.....	36
.....	36
.....	39
.....	40
.....	40
.....	40
.....	41
.....	41
.....	41
.....	43
.....	44
.....	45

(()
()

10%

3

1

1

25%

1

5%

6

6

5%

6

30

Ε

†

∫

ϵ

ϵ





z Ø ñ 2 \$ P -SRP, @

È

' 4È

r Lb Û, @ 0 ù 0 CR @ 00' @ SF @ ð

EY -MSD Ì , B Ì B B Ó H, P S P -SRP, @

Y Á Ñ Ñ E O S P -p

- ì Ü J @ 7 # ã # P • R' @ Æ'

h

Á ã J x B ² @ x P -SRP, @

x

ž

SS

50%

30%

30%

70%

10%

10%

70%

12

a "

1/3

10%

10%

10

5

10

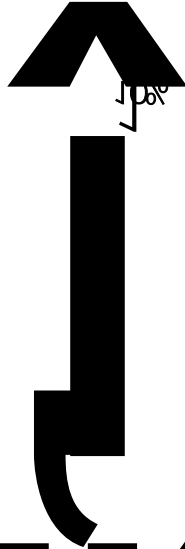
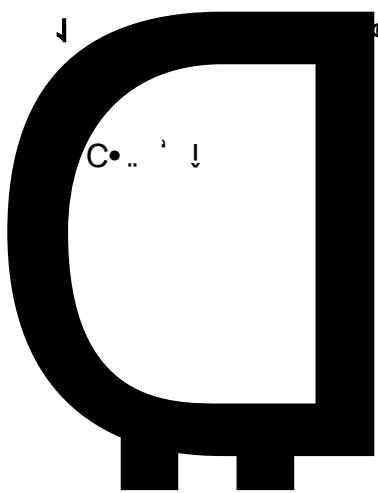
10%

5



u @\$ ñka

90

10%



© 1999 by the American Psychological Association. All rights reserved. 0893-3200/99 \$12.00 DOI: 10.1037/0893-3200.19.4.401



20

15

30

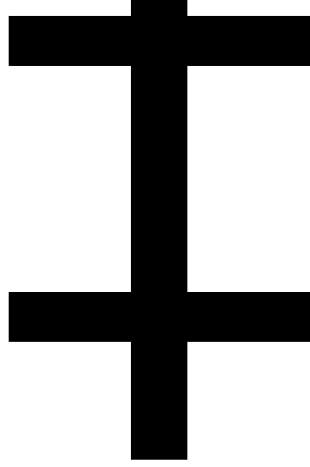


O

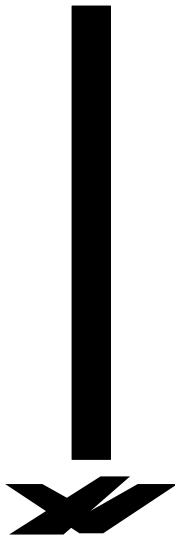
BBB
Y

E

Ä



30%



1%


30%

1

2

3

2



í

V ^, h aãã" ë ì d ê b E

1

1

9

1

3

1

2

3

4

5

6

ë

1 2 3 5 0.8%
8000 4 6 0.8% 500
6 50% 500 50% 4
50% 4 6
0.05

1 30
2 300
0.5%
3000
5%

10

$1/10$

$1/3$

10

3

3

a "

1%

5%

EN6dÄöJÄ P

↑

5

↓

"

0.5%

1

6

4


2

3

9

50%

10%



Ä



25%

2

@Ä

3

3

70%

1

2

E

3

4

5

1

30

45

10

30

10

30

10

30

30

45

30

50%

30

45

50%

50%

" " " " " "

" " " " " " " "